

Tote Bag



Navy PIPING

1. Pipe a line along the bottom edge of the tote bag cookie.



Navy PIPING

2. Pipe a line parallel to the bottom line and connecting the dots on each end of the cookie (See video to learn how to mark-up your cookie).
Pipe two smaller lines along the sides to close the bottom segment.



Tan PIPING

3. Pipe a line (from dot to dot) to mark the bottom edge of the top segment.
Next pipe along the top edge of the cookie.



Tan PIPING

4. Pipe lines along the top-left and top-right edges to close the upper segment of the tote.



Tan PIPING

5. Pipe a circle on top of (or just a bit inside of) the marked circle.



White PIPING

6. Pipe lines along the left edge and right edge of the middle tote segment.



Navy & Tan PIPING

7. Using the color that corresponds with its section, pipe crater-preventing squiggles (as shown).



Navy FLOOD

8. Fill in the bottom section of the bag, using your scribe to pull icing into each corner.



Tan FLOOD

9. Fill in the top section of the bag.

Tote Bag (cont.)



10. Allow your cookie to dry for at least 3-4 hours or ~20 minutes in a dehydrator.



White FLOOD

11. Fill in the middle segment of the tote bag.



12. Allow your cookie to dry for at least 3-4 hours or ~20 minutes in a dehydrator.




White gel, liquid, & fan brush

13. Dilute a drop of white gel coloring with alcohol or water. Dip the tip of a fan brush in the "paint" and drag the brush vertically and horizontally to paint a linen-look.




Tan PIPING

14. Pipe a series of small "stitch" marks (closely-spaced) along the top edge of the cookie.




Tan PIPING

15. Pipe more "stitches" along the inside edge of the circular handle.




Tan PIPING

16. Pipe a final set of stitches spanning the border between the top and middle tote segments.



White PIPING

17. Take a dried whale transfer (made in advance) and apply piping icing to the back side of it. Gently adhere the transfer to the center of the tote, pushing down on the middle and being careful not to apply pressure to any delicate areas (mouth & tail).



White PIPING

18. Pipe an eye and a small fin on the whale to complete your tote bag cookie.